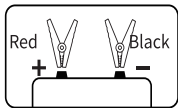
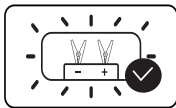




MULTIFUNCTIONAL JUMP STARTER



1. Attach Clamps



2. Ready to Work




3. Start Engine

Made in China



Warnings

1. Make sure that the red cable clamp is connected to the positive (+) terminal of the car battery and the black cable clamp is connected to the negative (-) terminal of the car battery, otherwise it may lead to danger.
2. Do not connect the red and black wire clamps directly, otherwise it may lead to electric shock hazard.
3. Do not start the car continuously with the emergency starter, wait at least 60 seconds before starting again.
4. Do not charge the emergency starter power supply immediately after starting the car, wait at least 8 to 10 minutes before charging.
5. If the product is stored for more than 90 days, the product needs to be charged once to ensure normal performance.

 Before Starting the Car
Fully charged, please!